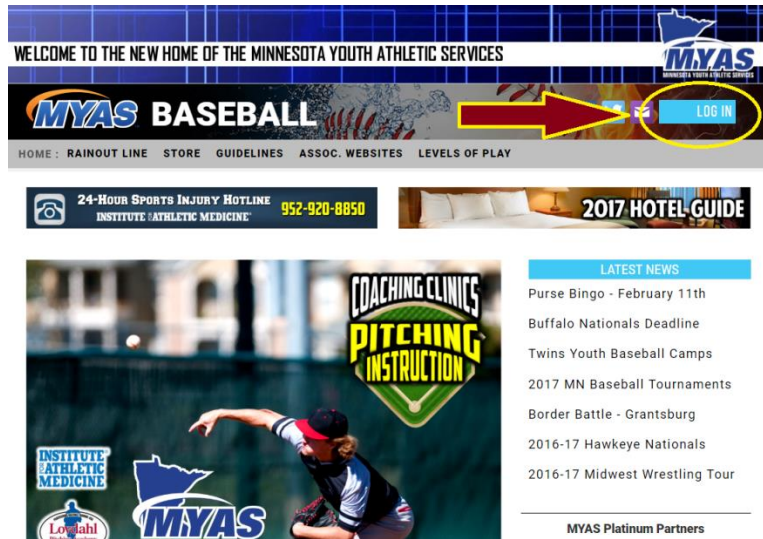


NOT COMPATIBLE WITH Internet Explorer.

PLEASE USE Chrome, Firefox or Safari.

- 1) Go to www.myas.org and click on the “Log In” button on the top right of the screen.



- 2) Sign in. If you have never signed in before, there is no need to create an account because one has been created for you when your team was registered. If you did not receive your username and password via email, please contact Pat Reese (patrick@myas.org) to have it resent to your email.



3) Once you are signed into your account, you will see your active teams. Click on your team and it will bring you to all of your registrations for that team. You will want to click on the team for the current registration.

MYAS Portal Home John McClane Sign Out


Back / public

Active Teams

Click On A Team To View Team Details and Roster

New Team
New Individual

Team Name	Coach
Baseball Team	John McClane
John McClane	



[Edit](#)

John McClane

Request Role Change


Archived Teams Click to View Old Teams

MYAS Portal Home John McClane Sign Out

Back / public

Baseball Team

Event Name	Roster/NotesPaymentRegisteredSettings
🏆 Gopher State Baseball League (GSBL) : Test League : 12u AAA Central	Coach: 1 Asst. Coach: 0 Player: 0



Register for New Event

🏆 Default Roster

Coach: 1
Asst. Coach: 0
Player: 0

[Edit](#)


John McClane

Request Role Change

4) Here you will find your roster. Click on “Add Person to Roster”

MYAS Portal My Registrations

Back / public

Baseball Team 

Gopher State
Baseball League
(GSBL) : Test
League : 12u
AAA Central

Manage Roster Payment Details **Roster Print**

Name	Age	Role
John McClane	62	coach

+ Add Person to Roster **← HERE**

Questions

5) Enter in all required information for the player. Once all information is in, the save button will become clickable. Save it and continue on to the next player or coach.

Name	Age	Role
John McClane	62	coach
No name		player

** required*

***First Name** ***Last Name** **Number**

First Last Number

***Email** ***Phone**

Email Phone

***Street Address**

Address

***City** ***State** ***Zip**

City MN Zip

***Birthdate** **Age**

Birthdate Age

***Role**

player Roles

Save **Cancel**

Delete

+ Add Person to Roster

6) To complete your code of conduct this season, you will send it through email once you finish your roster by clicking the “Email Waiver” button. This will send it to the parents to sign it electronically.

The screenshot shows the MYAS Portal interface for a "Baseball Team". The header includes "MYAS Portal", "Home", and "Baseball". Below the header is a breadcrumb "Back / public". The main content area shows the team name "Baseball Team" with a trophy icon and a pencil icon. Below this is the league information: "Gopher State Baseball League (GSBL) : Test League : 12u AAA Central". There are two buttons: "Manage Roster" and "Roster Print". A table lists roster members:

Name	Age	Role	Waiver
John McClane	64	coach	Expired Email Waiver

Below the table is a button "+ Add Person to Roster". A yellow arrow with the word "Here" points to the "Email Waiver" button in the table.

7) When your roster and code of conduct is complete, you can print your roster for your records to have at tournaments.

The screenshot shows the MYAS Portal interface for a "Baseball Team" from the perspective of a user named John McClane. The header includes "MYAS Portal", "My Registrations", a user icon, "John McClane", and "Sign Out". Below the header is a breadcrumb "Back / public". The main content area shows the team name "Baseball Team" with a trophy icon and a pencil icon. Below this is the league information: "Gopher State Baseball League (GSBL) : Test League : 12u AAA Central". There are three buttons: "Manage Roster", "Payment Details", and "Roster Print". A table lists roster members:

Name	Age	Role
John McClane	62	coach

A yellow arrow with the word "HERE" points to the "Roster Print" button.